



West Virginia Development Office

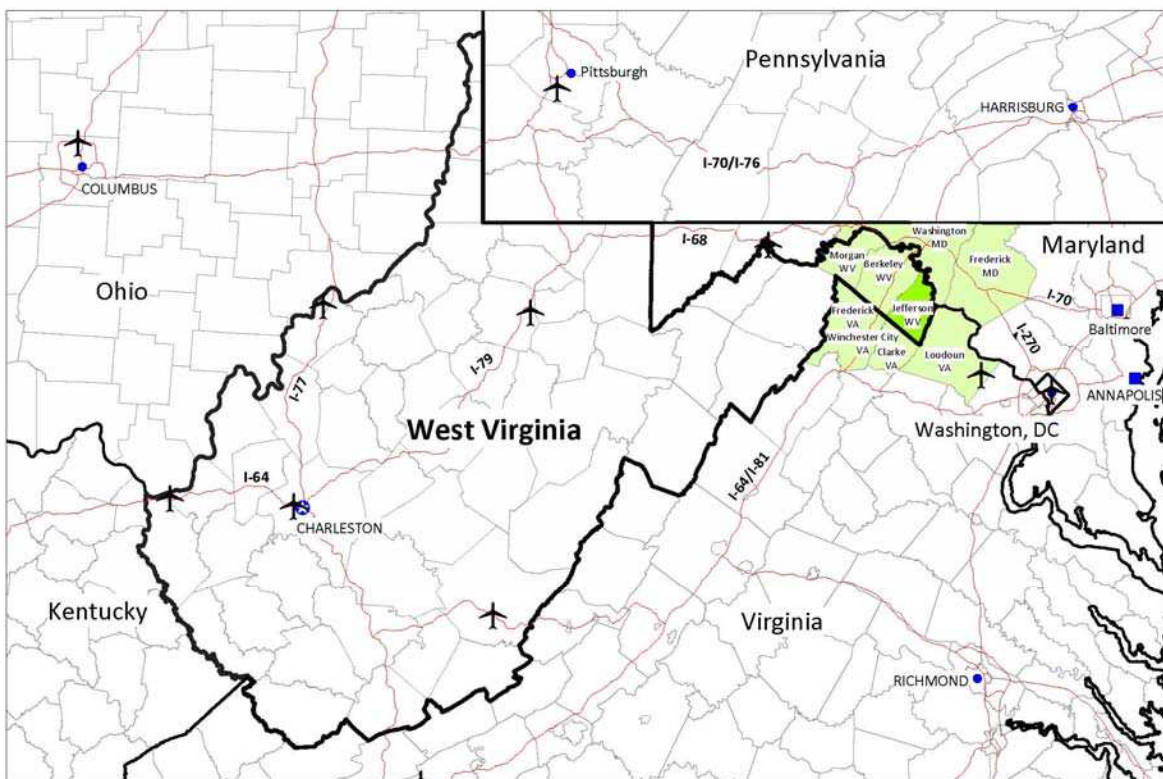
1900 Kanawha Boulevard, East
 Building 6, Room 504
 Charleston, WV 25305
 304.558.2234

Jefferson County Labor Shed Profile

Kris N. Hopkins, Director

The Jefferson County Labor Shed consists of a central county – Jefferson – plus 8 additional counties that represent an approximate a 50-mile, one-way commute, typical of a West Virginia worker. The Labor Shed has an estimated total population (2013) of 1,044,836.

Jefferson County, West Virginia USA Labor Shed



Jefferson County Labor Shed Labor Force Statistics, 2009 –2013

	2013	2012	2011	2010	2009
Civilian Labor Force.....	536,703	533,529	528,525	517,923	508,258
Total Employment	508,394	503,322	495,533	481,977	473,558
Total Unemployment.....	28,309	30,207	32,992	35,946	34,700
Unemployment Rate (%).....	5.3	5.7	6.2	6.9	6.8

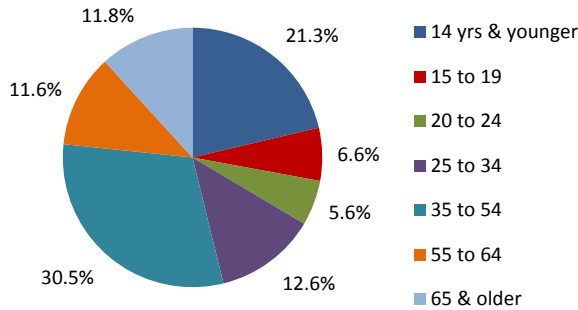
Source: WorkForce West Virginia; Maryland Department of Labor, Licensing and Regulation; Virginia Employment Commission.



West Virginia Development Office
 1900 Kanawha Boulevard, East
 Building 6, Room 504
 Charleston, WV 25305
 304.558.2234
 Kris N. Hopkins, Director

Jefferson County Labor Shed Profile

**Jefferson County Labor Shed
 Age Distribution, 2013**



Source: US Census Bureau. Annual Estimates of the Resident Population, July 2013.

Jefferson County Labor Shed Race, 2013

Total	1,044,836
White	850,600
Black or African American	84,348
American Indian & Alaska Native	4,436
Asian	74,974
Native Hawaiian & Other Pacific Islander	905
Two or more races	29,573

Source: US Census Bureau. Annual Estimates of the Resident Population, July 1, 2013.

**Jefferson County Labor Shed
 Population Projections, 2020 and 2030**

Age	2010	2020	2030
Total	1,000,124	1,253,743	1,301,713
0 to 4	69,569	87,572	92,388
5 to 19	207,402	238,674	247,557
20 to 44	346,142	425,236	445,502
45 to 64	270,595	328,794	294,552
65 & older	106,416	173,467	221,714

Sources: Bureau of Business & Economic Research, WV; Maryland Department of Planning; Weldon Cooper Center for Public Services, University of Virginia. Retrieved January 2014.

Jefferson County Labor Shed Population, 2013

Total Population	1,044,836
Jefferson County	55,073
Berkeley County	108,706
Morgan County	17,498
Frederick County (MD)	241,409
Washington County (MD)	149,588
Clarke County (VA)	14,348
Frederick County (VA)	81,319
Loudoun County (VA)	349,679
Winchester city (VA)	27,216
Males	519,571
Females	525,265

Source: US Census Bureau. Annual Estimates of the Resident Population, July 2013.

Jefferson County Labor Shed Income, 2012

Total Personal Income (x 1000)	\$ 48,858,529
Per Capita Personal Income	\$ 47,609

Source: U.S. Bureau of Economic Analysis. CA1-3 Personal income summary.

Total Households	357,854
------------------	---------

Source: U.S. Census Bureau. American Community Survey, 5-Year Estimates, 2008-2012.



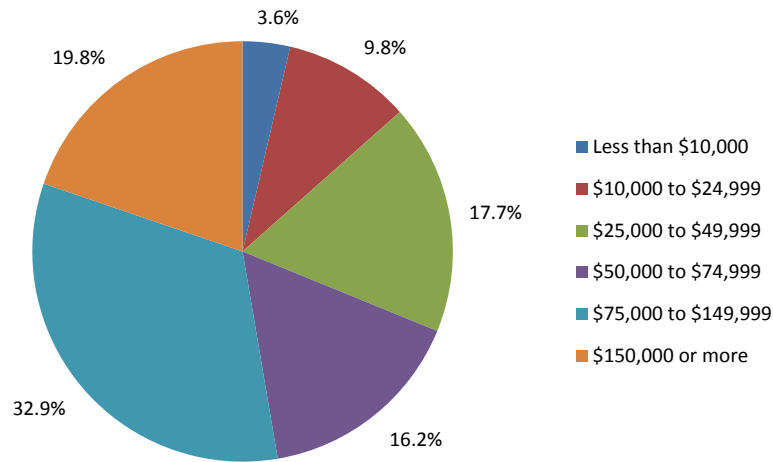
West Virginia Development Office

1900 Kanawha Boulevard, East
 Building 6, Room 504
 Charleston, WV 25305
 304.558.2234

Jefferson County Labor Shed Profile

Kris N. Hopkins, Director

**Jefferson County Labor Shed
 Household Income, 2012**



Jefferson County Labor Shed Median Hourly Occupational Wages, Second Quarter 2014

Labor shed wages represent Workforce Investment Area VII, which includes the following West Virginia Counties: Berkeley, Grant, Hampshire, Hardy, Jefferson, Mineral, Morgan, Pendleton

Occupational Title	Code	Labor Shed Wages \$/Hr
Transportation, storage & distribution managers.....	11-3071	38.49
General & operations managers.....	11-1021	32.09
Customer service representatives.....	43-4051	12.13
Production, planning & expediting clerks.....	43-5061	25.88
Shipping, receiving & traffic clerks.....	43-5071	15.24
Stock clerks & order fillers.....	43-5081	10.04
Weighers, measurers, checkers, & samplers, recordkeeping.....	43-5111	17.22
Maintenance & repair workers, general.....	49-9071	14.54
Team assemblers.....	51-2091	9.41
Inspectors, testers, sorters, samplers, & weighers.....	51-9061	16.43
Packaging & filling machine operators & tenders.....	51-9111	13.19
Heavy & tractor-trailer truck drivers.....	53-3032	16.45
Industrial truck & tractor operators.....	53-7051	14.27
Laborers & freight, stock, & material movers, hand.....	53-7062	10.33
Packers & packagers, hand.....	53-7064	10.94

Source: U.S. Bureau of Labor Statistics. Retrieved October 2014.



West Virginia Development Office

1900 Kanawha Boulevard, East
 Building 6, Room 504
 Charleston, WV 25305
 304.558.2234

Jefferson County Labor Shed Profile

Kris N. Hopkins, Director

Jefferson County Labor Shed Work Area Profile, 2011

	50-Mile Labor Shed	Jefferson County	Balance of Labor Shed
Total Primary Jobs.....	454,932.....	22,138.....	432,794
Jobs by Worker Educational Attainment			
Less than high school.....	33,054.....	1,568.....	31,486
High school or equivalent, no college.....	86,234.....	4,861.....	81,373
Some college or Associate degree.....	102,457.....	5,251.....	97,206
Bachelor's degree or advanced degree.....	135,698.....	5,899.....	129,799
Educational attainment no available (workers aged 29 or younger).....	97,489.....	4,559.....	92,930
Jobs by Worker Age			
Age 29 or younger.....	97,489.....	4,559.....	92,930
Age 30 to 54.....	271,152.....	13,085.....	258,067
Age 55 or older.....	86,291.....	4,494.....	81,797
Jobs by NAICS Industry Sector			
Agriculture, Forestry, Fishing, and Hunting.....	1,556.....	98.....	1,458
Mining, Quarrying, and Oil & Gas Extraction.....	865.....	74.....	791
Utilities.....	1,797.....	92.....	1,705
Construction.....	27,497.....	1,438.....	26,059
Manufacturing.....	26,432.....	1,399.....	25,033
Wholesale Trade.....	15,450.....	644.....	14,806
Retail Trade.....	52,064.....	2,441.....	49,623
Transportation & Warehousing.....	15,339.....	600.....	14,739
Information.....	14,026.....	524.....	13,502
Finance & Insurance.....	19,061.....	693.....	18,368
Real Estate & Rental & Leasing.....	5,739.....	212.....	5,527
Professional, Scientific, & Technical Services.....	63,679.....	1,901.....	61,778
Management of Companies & Enterprises.....	6,373.....	196.....	6,177
Administration & Support, Waste Mgmt & Remediation.....	23,136.....	841.....	22,295
Educational Services.....	44,757.....	3,052.....	41,705
Health Care & Social Assistance.....	49,912.....	2,441.....	47,471
Arts, Entertainment, & Recreation.....	6,108.....	384.....	5,724
Accommodation & Food Services.....	33,689.....	2,714.....	30,975
Other Services (excluding Public Administration).....	16,237.....	678.....	15,559
Public Administration.....	31,215.....	1,716.....	29,499

Source: US Census Bureau, Center for Economic Studies. Retrieved October 2014.



West Virginia Development Office

1900 Kanawha Boulevard, East
 Building 6, Room 504
 Charleston, WV 25305
 304.558.2234

Kris N. Hopkins, Director

Jefferson County Labor Shed Profile

Counties Where Workers Live Who Are Employed in Jefferson County (Inflow)


Total Primary Jobs: 14,454

Counties Where Workers Live	Count	Share
Jefferson	6,518	45.1 %
Berkeley	3,888	26.9 %
Washington (MD)	587	4.1 %
Frederick (MD)	472	3.3 %
Morgan	389	2.7 %
Frederick (VA)	319	2.2 %
Loudoun (VA)	277	1.9 %
Hampshire	169	1.2 %
Clarke (VA)	119	0.8 %
Harrison	88	0.6 %
All Other Locations	1,628	11.3 %

Counties Where Workers are Employed Who Live in Jefferson (Outflow)

Total Primary Jobs: 22,138

Counties Where Residents Work	Count	Share
Jefferson	6,518	29.4 %
Loudoun (VA)	2,854	12.9 %
Berkeley	2,816	12.7 %
Fairfax (VA)	1,979	8.9 %
Frederick (MD)	1,405	6.3 %
Montgomery (MD)	1,280	5.8 %
Washington (MD)	620	2.8 %
Frederick (VA)	390	1.8 %
Winchester city (VA)	356	1.6 %
Prince William County (VA)	259	1.2 %
All Other Locations	3,661	16.5 %



- 7,936 Employed in Jefferson County, Live Outside
- 15,620 Live in Jefferson County, Employed Outside
- 6,518 Employed and Live in Jefferson County

Source: US Census Bureau, Center for Economic Studies. Retrieved October 2014.

Major Employers – Jefferson County, 2013

1. PNGI Charles Town Gaming
2. Jefferson County Board of Education
3. Shepherd University
4. American Public University System
5. Jefferson Memorial Hospital
6. Wal-Mart Stores, Inc.
7. Royal Vendors, Inc.
8. Department of the Interior (National Park Service)
9. Jefferson County Commission
10. Food Lion LLC

Source: WorkForce West Virginia. Retrieved October 2014

Educational Attainment, 2011

Population 25 yrs and older	685,949
Less than 9 th grade	4.1 %
9 th to 12 th grade, no diploma	6.8 %
High school graduate (or equiv.)	27.3 %
Some college, no degree	19.2 %
Associate's degree	6.7 %
Bachelor's degree	21.9 %
Graduate or professional degree	14.0 %

High school or higher	89.1 %
Bachelor's or higher	35.9 %

Source: American Community Survey, 2008-2012



West Virginia Development Office
 1900 Kanawha Boulevard, East
 Building 6, Room 504
 Charleston, WV 25305
 304.558.2234
 Kris N. Hopkins, Director

Jefferson County Labor Shed Profile

Educational Institutions

Less Than 2-, 2- and 4-Year Education Institutions within 50 Miles of Jefferson County

Less Than 2-Year Institutions

Name	City, State	Student Population
American Beauty Academy	Wheaton, MD	778
Everest Institute – Silver Spring	Silver Spring, MD	482
Paul Mitchell the School – McLean	McLean, VA	214
The Temple-A Paul Mitchell Partner School	Frederick, MD	196
Graham Webb International Academy of Hair	Arlington, VA	195
Award Beauty School	Hagerstown, MD	177
CET-Alexandria	Alexandria, VA	176
Everest College – Woodbridge	Woodbridge, VA	163
James Rumsey Technical Institute	Martinsburg, WV	143
L’Academie de Cuisine	Gaithersburg, MD	136
Montgomery Beauty School	Silver Spring, MD	127
Suwannee-Hamilton Technical Center	Winchester, VA	126
Columbia College	Centreville, VA	120
Cosmopolitan Beauty & Tech School	Annandale, VA	101
Regency Beauty Institute – Manassas	Manassas, VA	91
Omega Studios’ School of Applied Recording Arts & Sciences	Rockville, MD	84
Northern Virginia School of Therapeutic Massage	Falls Church, VA	78
Chambersburg Beauty School	Chambersburg, PA	71
Springfield Beauty Academy	Annandale, VA	69
Aesthetics Institute of Cosmetology	Gaithersburg, MD	56
Franklin County Career and Technology Center	Chambersburg, PA	54
Hair Expressions Academy	Rockville, MD	51
AVI Career Training	Great Falls, VA	36
Frederick School of Cosmetology	Frederick, MD	33
Centura College – Alexandria	Alexandria, VA	10
International Beauty School	Winchester, VA	NA

2-Year Institutions

Name	City, State	Student Population
Northern Virginia Community College	Annandale, VA	51,864
Montgomery College	Rockville, MD	27,453
Lord Fairfax Community College	Middletown, VA	7,288
Frederick Community College	Frederick, MD	6,159
Hagerstown Community College	Hagerstown, MD	5,005
Blue Ridge Community & Technical College	Martinsburg, WV	4,360
Medtech Institute	Falls Church, VA	1,545
Everest College-McLean	Vienna, VA	335



West Virginia Development Office

1900 Kanawha Boulevard, East
 Building 6, Room 504
 Charleston, WV 25305
 304.558.2234

Jefferson County Labor Shed Profile

Kris N. Hopkins, Director

2-Year Institutions *(continued)*

Name	City, State	Student Population
Columbia College	Fairfax, VA	299
Aviation Institute of Maintenance – Manassas	Manassas, VA	207
Everest College – Arlington	Arlington, VA	151
Valley College – Martinsburg	Martinsburg, WV	77
International Beauty School	Martinsburg, WV	70
National Conservatory of Dramatic Arts	Washington, DC	36
Court Reporting Institute of Arlington	Arlington, VA	22

4-Year Institutions

Name	City, State	Student Population
American Public University System	Charles Town, WV	58,115
George Mason University	Fairfax, VA	32,961
Georgetown University	Washington, DC	17,357
American University	Washington, DC	12,904
Strayer University-Virginia	Arlington, VA	8,991
University of the District of Columbia	Washington, DC	5,110
Shepherd University	Shepherdstown, WV	4,326
Shenandoah University	Winchester, VA	4,176
Marymount University	Arlington, VA	3,702
Stratford University	Fairfax, VA	2,733
Hood College	Frederick, MD	2,422
Mount St. Mary’s University	Emmitsburg, MD	2,350
The Art Institute of Washington	Arlington, VA	1,557
Washington Adventist University	Takoma Park, MD	1,403
Pennsylvania State University – Penn State Mont Alto	Mont Alto, PA	1,107
University of Management & Technology (The)	Arlington, VA	1,061
Argosy University – Washington DC	Arlington, VA	1,108
University of Phoenix – Northern Virginia Campus	Reston, VA	989
Kaplan University	Hagerstown, MD	824
Sanford-Brown College – Tysons Corner	McLean, VA	733
ITT Technical Institute-Springfield	Springfield, VA	720
Wilson College	Chambersburg, PA	695
Wesley Theological Seminary	Washington, DC	634
National Labor College	Silver Spring, MD	618
ITT Technical Institute	Chantilly, VA	607
Westwood College – Arlington-Ballston	Arlington, VA	476
Westwood College – Annandale	Annandale, VA	431
University of DC David A. Clarke School of Law	Washington, DC	366
Potomac College – Washington	Washington, DC	292
The Art Institute of Washington-Dulles	Sterling, VA	234



West Virginia Development Office

1900 Kanawha Boulevard, East
 Building 6, Room 504
 Charleston, WV 25305
 304.558.2234

Jefferson County Labor Shed Profile

Kris N. Hopkins, Director

4-Year Institutions (continued)

Name	City, State	Student Population
DeVry University's Keller Graduate School of Management	Bethesda, MD	109
DeVry University-Maryland	Bethesda, MD	108
Washington Theological Union	Washington, DC	80
Yeshiva College of the Nations Capital	Silver Spring, MD	45
Potomac College – VA Campus	Vienna, VA	19
Strayer University – Loudoun Campus	Ashburn, VA	NA
Strayer University – Manassas Campus	Manassas, VA	NA
Strayer University – Rockville Campus	Rockville, MD	NA
Strayer University – Takoma Park Campus	Washington, DC	NA
Strayer University – Woodbridge Campus	Woodbridge, VA	NA

Source: National Center for Education Statistics. Retrieved October 2014.